

English Links

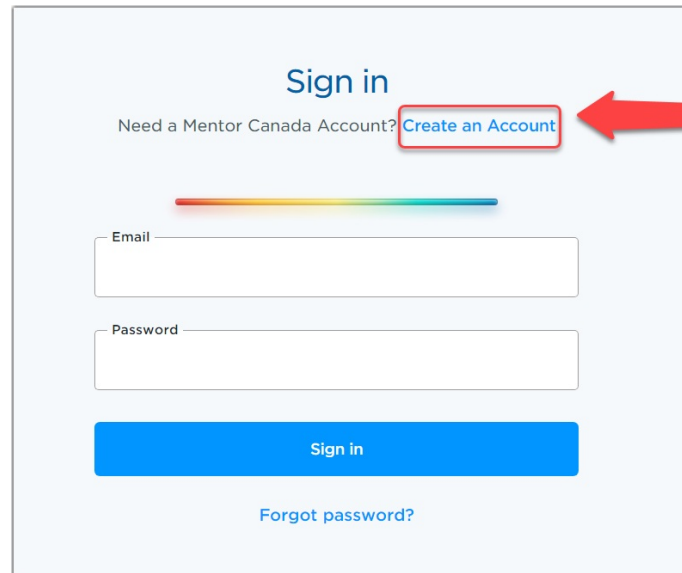
- [Create an Account](#)
- [Sign in & Sign out](#)
- [Principles of Quality Mentoring Self-Assessment](#)
- [Innovation Plan](#)
- [Community of Practice](#)
- [Technical Assistance and Capacity-Building](#)
- [Password Reset](#)

Create an Account

To get started with the *Quality Mentoring System*, you need to create an account with Mentor Canada. Creating an account with Mentor Canada will give you access to our various products and services.

1.0 To create an account: [CLICK HERE](#)

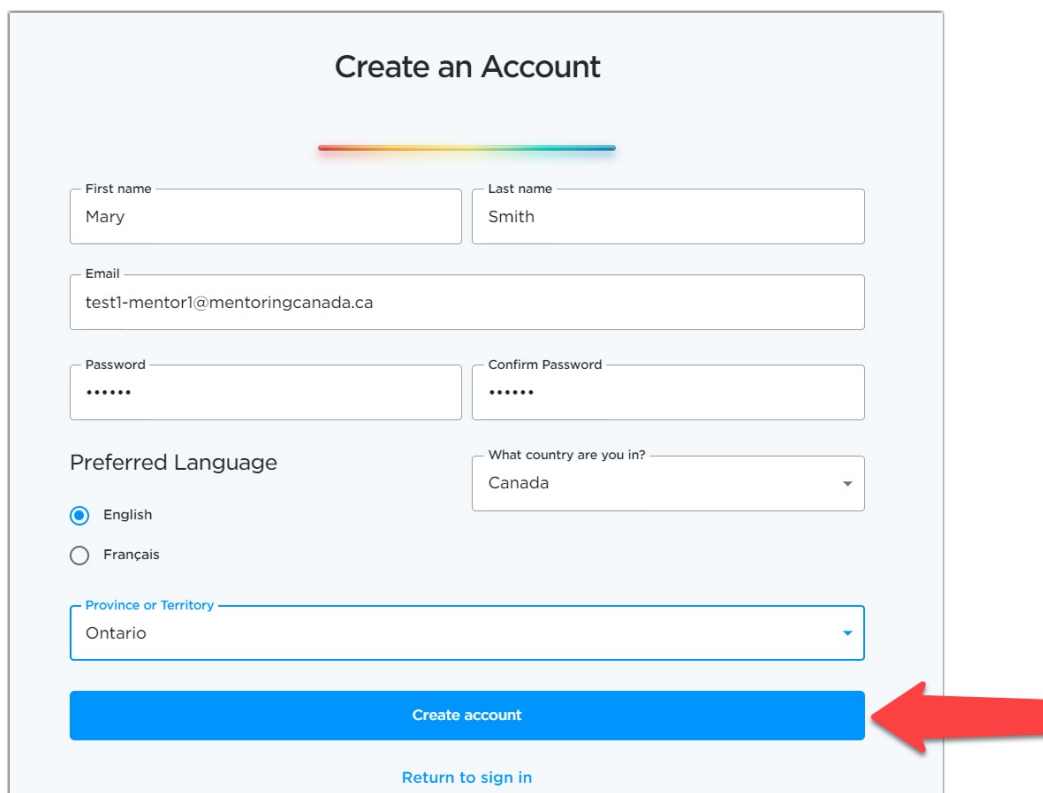
1.1 From the "Sign in" page, click "Create an Account"



The image shows a 'Sign in' page. At the top, it says 'Sign in'. Below that, it asks 'Need a Mentor Canada Account?' and provides a link 'Create an Account'. A red arrow points to this link. Below the link are input fields for 'Email' and 'Password', a blue 'Sign in' button, and a link 'Forgot password?'.

1.2 You will be invited to complete your user account information.

1.2.1 Click [Create account](#) to complete your registration.



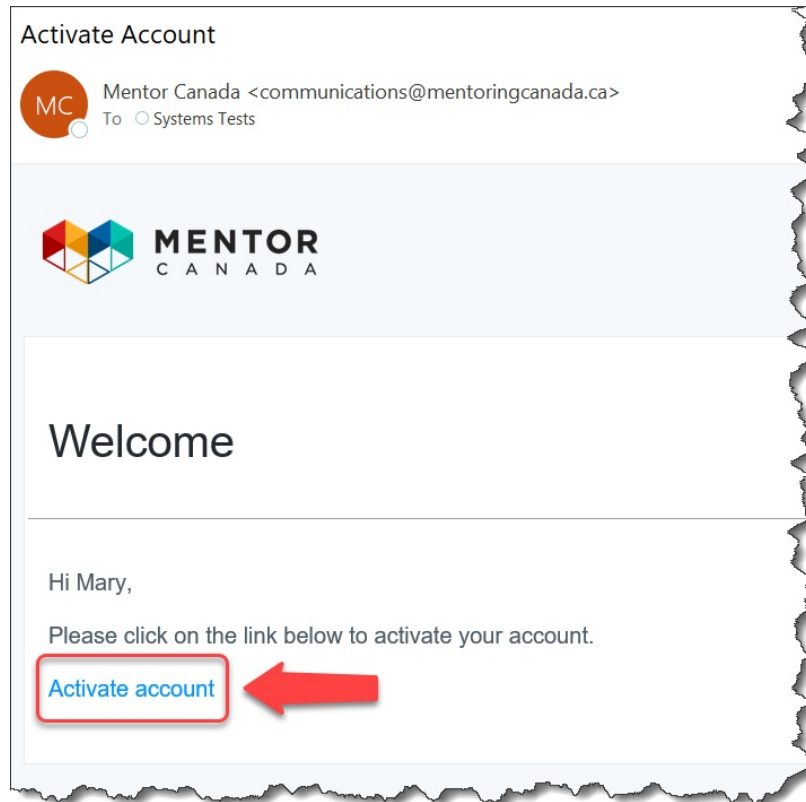
The image shows a 'Create an Account' page. It has a title 'Create an Account'. Below the title are input fields for 'First name' (Mary) and 'Last name' (Smith). Below these is an 'Email' field (test1-mentor1@mentoringcanada.ca). Below the email are 'Password' and 'Confirm Password' fields, both with masked characters. Below the password fields are radio buttons for 'Preferred Language' (English is selected, Français is also an option). To the right of the language selection is a dropdown menu for 'What country are you in?' (Canada is selected). Below the language and country selection is a dropdown menu for 'Province or Territory' (Ontario is selected). At the bottom is a large blue 'Create account' button, which is highlighted by a red arrow. Below the button is a link 'Return to sign in'.

1.3 A confirmation message appears on the page advising you to check your email for the next steps.

Your account has been created!

Check your email for the next steps. If you don't see an email from us, please look in your spam folder.

1.4 Look for the following email in your inbox. Click "**Activate account**" to finalize your account creation.



Note: If you are not receiving this email, please check your spam folder.

1.5 Once you clicked the activation link, a new browser tab will open and you will be taken to the Mentor Canada Dashboard which display all tools available through the Quality Mentoring System. Click the QMS tool of preference.

Hi Mary,
welcome 🙌

Quality Mentoring System

Bring quality mentoring to your
community

 Self-Assessment >

 Innovation Planning Tool >

 Community Of Practice >

Account

Manage your Mentor Canada profile
and account



Mary Smith
test1-mentor1@mentoringcanada.ca



Manage your account >

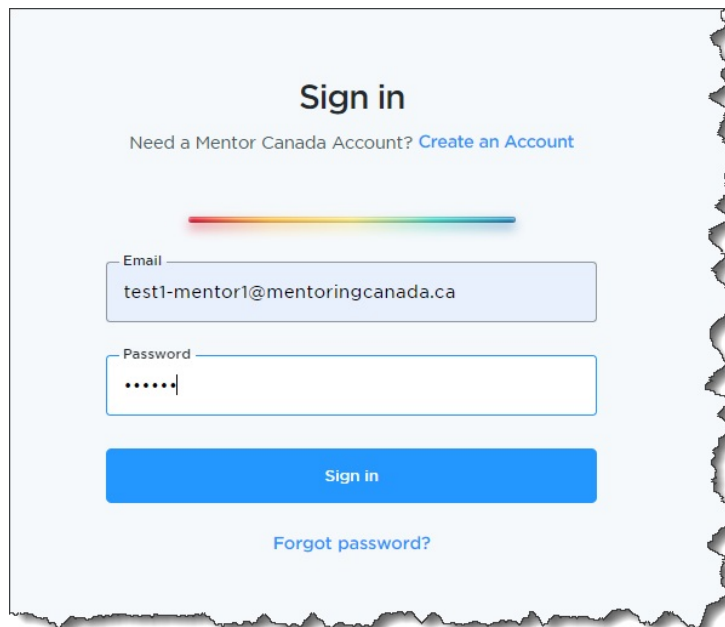
Sign in & Sign out

- [Sign In](#)
- [Sign out](#)

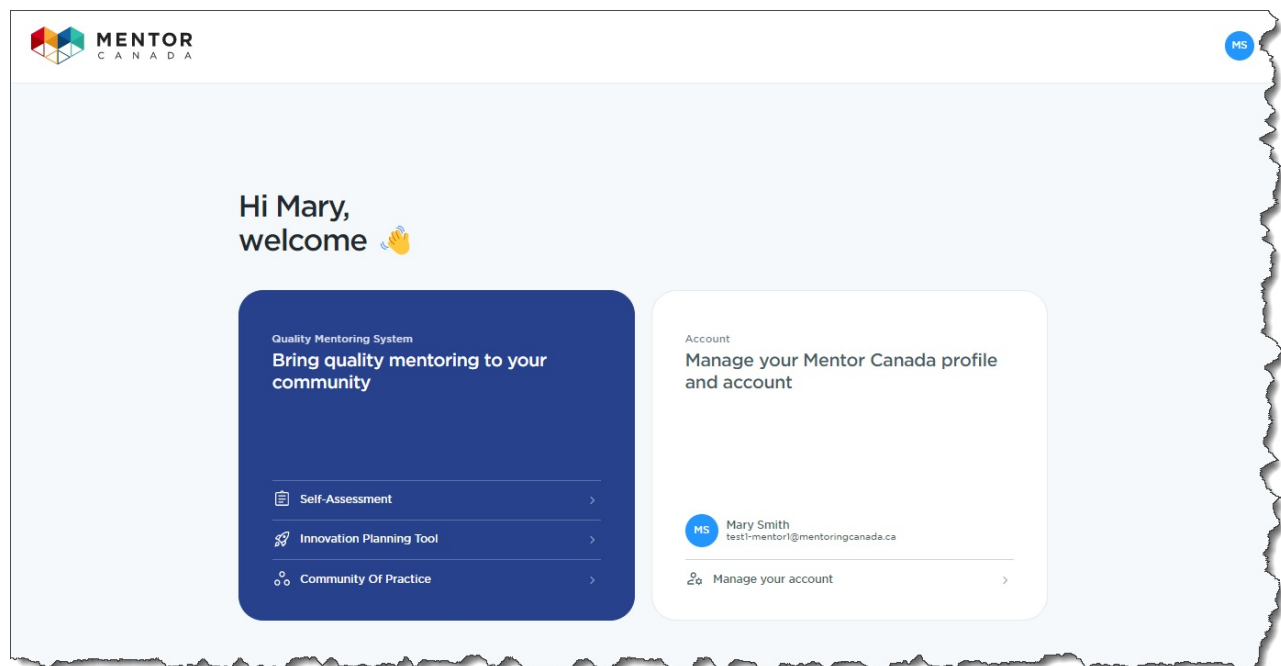
Sign in

1.0 To connect to QMS, after creating an account, go to services.qualitymentoring.ca, enter your credentials and click

Sign in

A screenshot of the 'Sign in' form on the Mentor Canada website. The form is titled 'Sign in' and includes a link to 'Create an Account' for users who need a Mentor Canada Account. Below the title is a rainbow-colored horizontal bar. The form contains two input fields: 'Email' with the value 'test1-mentor1@mentoringcanada.ca' and 'Password' with masked characters '.....'. A blue 'Sign in' button is positioned below the password field, and a 'Forgot password?' link is located at the bottom of the form.

1.1 You will be brought to your personal dashboard where you can access the different QMS tools and manage your account.

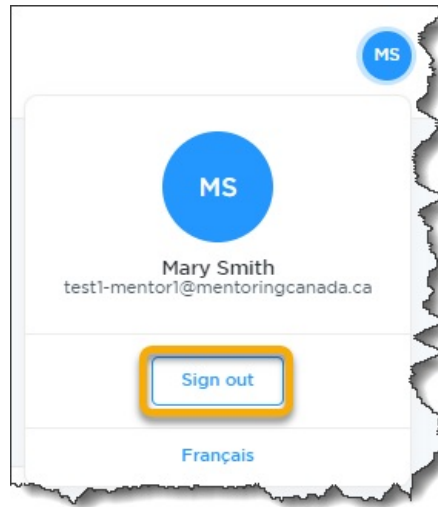
A screenshot of the personal dashboard for Mary Smith. The dashboard features the Mentor Canada logo in the top left and a user profile icon in the top right. The main content area is divided into two sections. On the left, a dark blue box titled 'Quality Mentoring System' contains the text 'Bring quality mentoring to your community' and a list of three tools: 'Self-Assessment', 'Innovation Planning Tool', and 'Community Of Practice', each with a right-pointing arrow. On the right, a white box titled 'Account' contains the text 'Manage your Mentor Canada profile and account' and a section for the user's profile, which includes the name 'Mary Smith', the email 'test1-mentor1@mentoringcanada.ca', and a 'Manage your account' link with a right-pointing arrow.

Sign out

2.0 To sign out of any of the QMS tools, look for the circle icon containing your initials at the top right-hand corner of the page. Click the icon.

2.1 This box will open, click

[Sign out](#)



Principles of Quality Mentoring Self-Assessment

The *Principles of Quality Mentoring Self-Assessment* invites programs to take a comprehensive look at their own practices and at all dimensions of quality mentoring programming. The principles approach offers flexible guidance to assess quality within a program's unique context. The tool is designed to encourage reflection, inspire discussions, and generate new ideas about program enhancements and opportunities.

To access the Principles of Quality Mentoring Self-Assessment, after [creating an account](https://assessment.qualitymentoring.ca), go to: assessment.qualitymentoring.ca



Innovation Plan

The *Innovation Plan* provides mentoring programs and initiatives with evidence-informed tools and techniques to systematically advance the quality of their mentoring program. The Plan guides programs through three steps focused on quality. Completing the Innovation Plan can support programs to set realistic goals, test ideas, learn from their improvement efforts, and plan for program-wide improvements and innovation.

**To access the Innovation Plan, after [creating an account](#), go to:
plan.qualitymentoring.ca/en**



Community of Practice

Mentor Canada convenes and facilitates the only National Community of Practice on Mentoring in Canada. This unique environment engages a community of mentoring professionals with one common goal: supporting each other and young people through impactful mentoring opportunities. The Community of Practice offers highly focused discussions, critical insights from subject matter experts (researchers and practitioners), and helpful evidence-based mentoring resources. The Community of Practice convened by Mentor Canada will strengthen the mentoring ecosystem in Canada, build networks, provide a forum for the latest mentoring evidence and insights, and provide access to exclusive content.

**To access the Community of Practice, after [creating an account](#), go to:
community.qualitymentoring.ca**



Technical Assistance and Capacity-Building

We prioritize and value long-term collaborative relationships. If you are not sure where to start, have some questions, or just want to speak face-to-face with someone, we would be happy to hear from you! No-cost support is available at any time. We are here to celebrate your wins, offer nuanced and balanced advice, and co-construct solutions to your most pressing challenges.

Contact Us for Support:

By Email: Contact our Quality Mentoring and Capacity-Building Specialist: [Ben Dantzer](#)

- ✔ **Drop-In Hours:** We host regular drop-in hours on Wednesday from 2-4 pm Eastern time. Drop by to have face-to-face chat with our Quality Mentoring and Capacity-Building Specialist via Zoom. No appointment is needed.

[CLICK HERE to join the Drop-In Hours Call](#)



Password Reset

To reset your password with the Quality Mentoring System [CLICK HERE](#) and follow the instructions.



Reset your password

Email

Reset password

[Return to sign in](#)