

Members Search Section

- [Context](#)
- [Activate the Members Search Section](#)
- [Program Members Communication](#)

Context




MentorCity recently introduced a new section called **'Members'** which provides access to mentors and mentees in programs that support members to perform self-directed searches in order to network with one another – even if they are not in a mentoring relationship. This feature is helping to create a more dynamic and engaged mentoring community, where members can share resources, ask questions, and support each other's growth

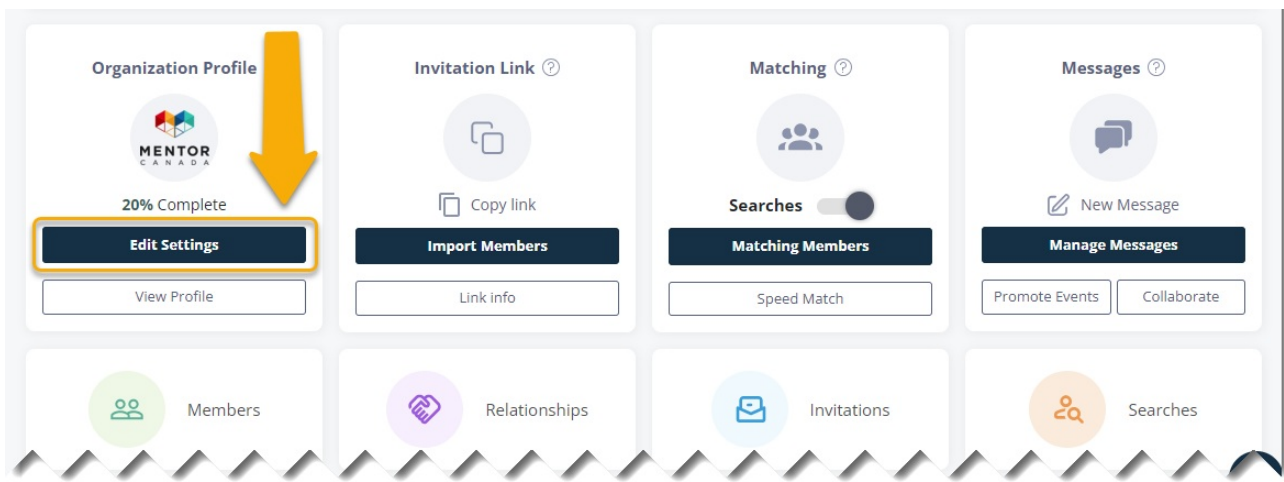
For example, imagine a mentoring program holds an in-person event where mentors and mentees have the opportunity to connect and network. With the Members section feature, participants can continue their conversations and build relationships long after the event has ended, helping to create a stronger and more connected mentoring community. This feature is especially useful for those who may not have had the chance to connect in person, such as those who were unable to attend the event or who live in different locations. By facilitating ongoing communication and networking between members, we are helping to create a more engaged and supportive mentoring community that is better equipped to meet the needs of today's youth.

Activate the Members Search Section


1.0 To activate or deactivate the *Members Search Section*, access your administrator's dashboard by clicking "Admin".



1.1 Click on the "Edit Settings" option found under the "Organization Profile" tile in the first row of the admin dashboard.



1.2 Click the "Members Settings" tab.



1.3 To activate the Members Search section, check the corresponding box next to the permission option shown in the provided screen capture.

1.3.1 After making the desired selections, click "Next" to save the update.

Members Settings

In English

Name for Mentor

Mentor

Name for Mentee

Mentee

Name for Mentoring

Mentoring

In French

Name for Mentor

mentor

Name for Mentee

mentoré

Name for Mentoring

mentorat

Members can create Events?



Members can create Resources?



Members Search Section - Members can search for others on the platform and message them



Members can create Discussions?



Mentor/Mentee Self-Directed Search Sections -
Members can search for a mentor/mentee and send an invitation

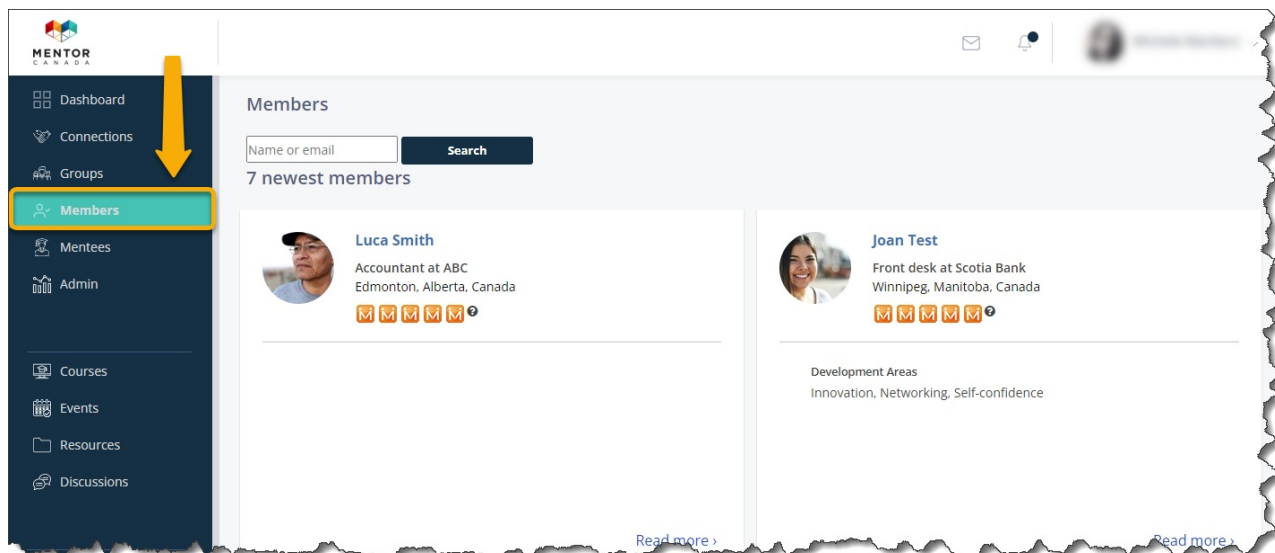


Remove the ability to send mentoring invitations for a formal or informal mentoring relationship. Instead, your members will be able to search for mentees/mentors and message them

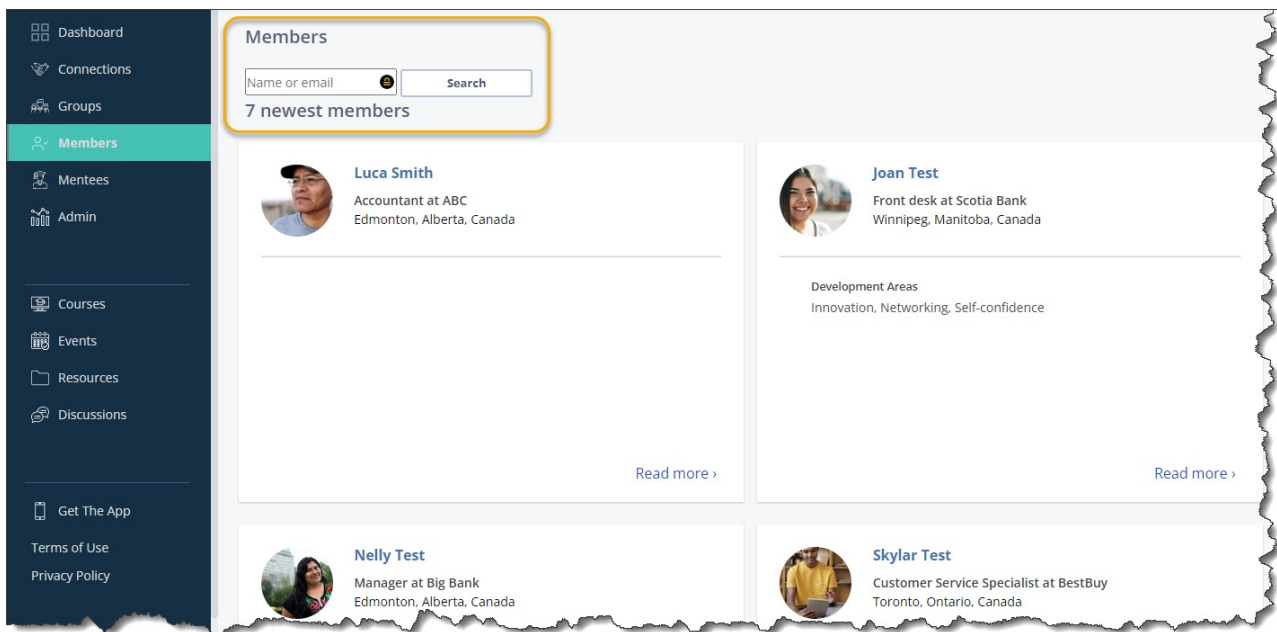


Next

1.4 When activated, a new "Members" tab appears on the left-hand side of the platform.

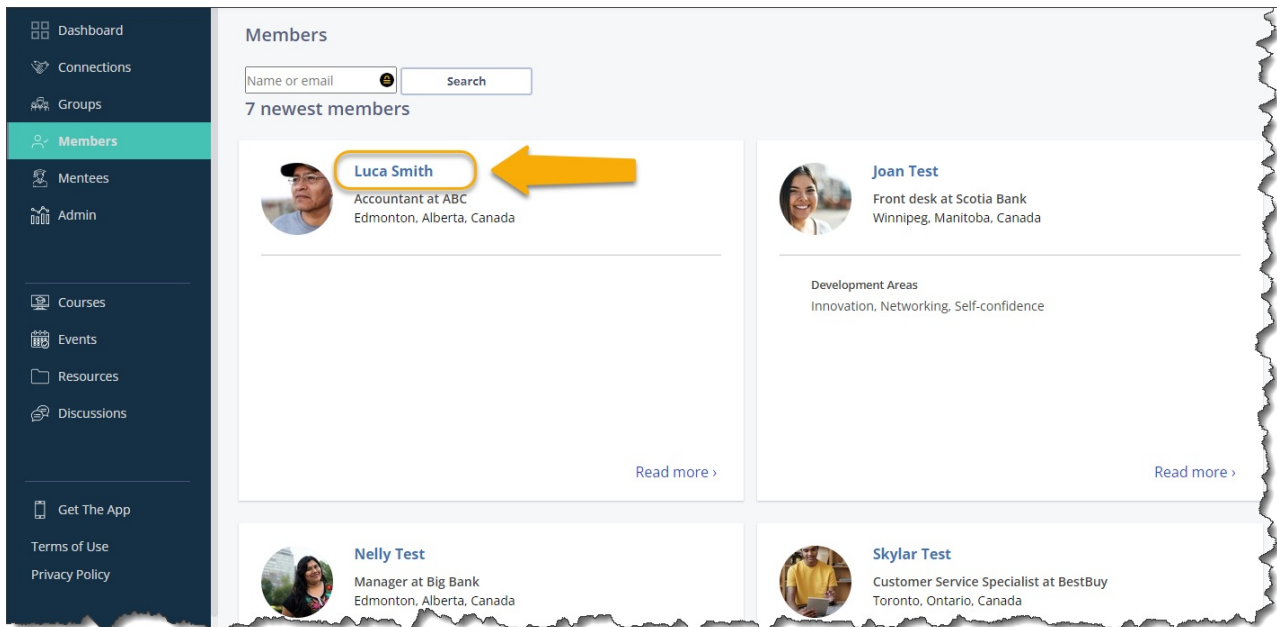


1.5 When this feature is first turned on, the most recent members to sign up for your program will be displayed; additionally, your members will be able to search for people by their name or email address.

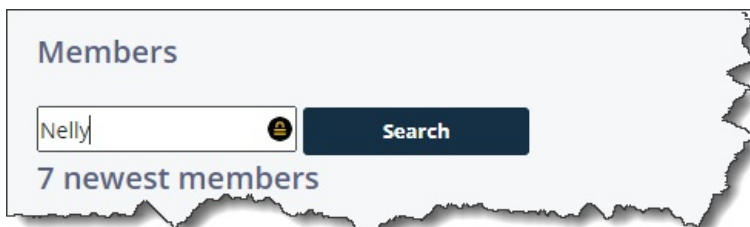


Program Members Communication

2.0 For members to start communicating with each other through the *Members Search Section*, they would click on the name of the mentor or mentee.



2.1 If the mentor or mentee they wish to connect with does not appear on the page, they can enter their name or email into the search field and click **Search**.



2.2 After clicking on the mentor or mentee's name, they will be brought to the following page which presents an overview of the program member's profile.



Nelly Test



Big Bank

Specialized Skills

Adaptability, Collaboration, Communication, Innovation, Leadership, Networking, Self-confidence

Current

Manager at Big Bank, January 2017 - Present

Mentored

3 people

About Me

Indépendante

Language

English

Linkedin

nellytest

2.3 To start a conversation, the program member can click on "[Send an introduction](#)" or click the bubble icon



[Send an introduction](#) [Back](#)



Nelly Test



Big Bank

2.4 A chat window will open allowing your program members to begin their conversation.

