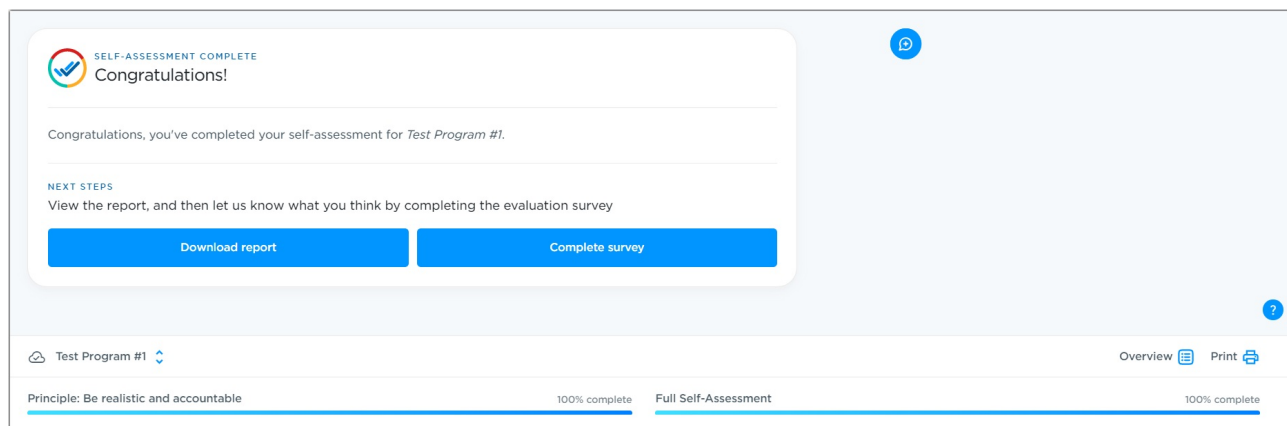


Wrap Up the Assessment



- [Assessment Completion](#)
- [Download the Program Assessment Report](#)
- [Complete a Survey](#)

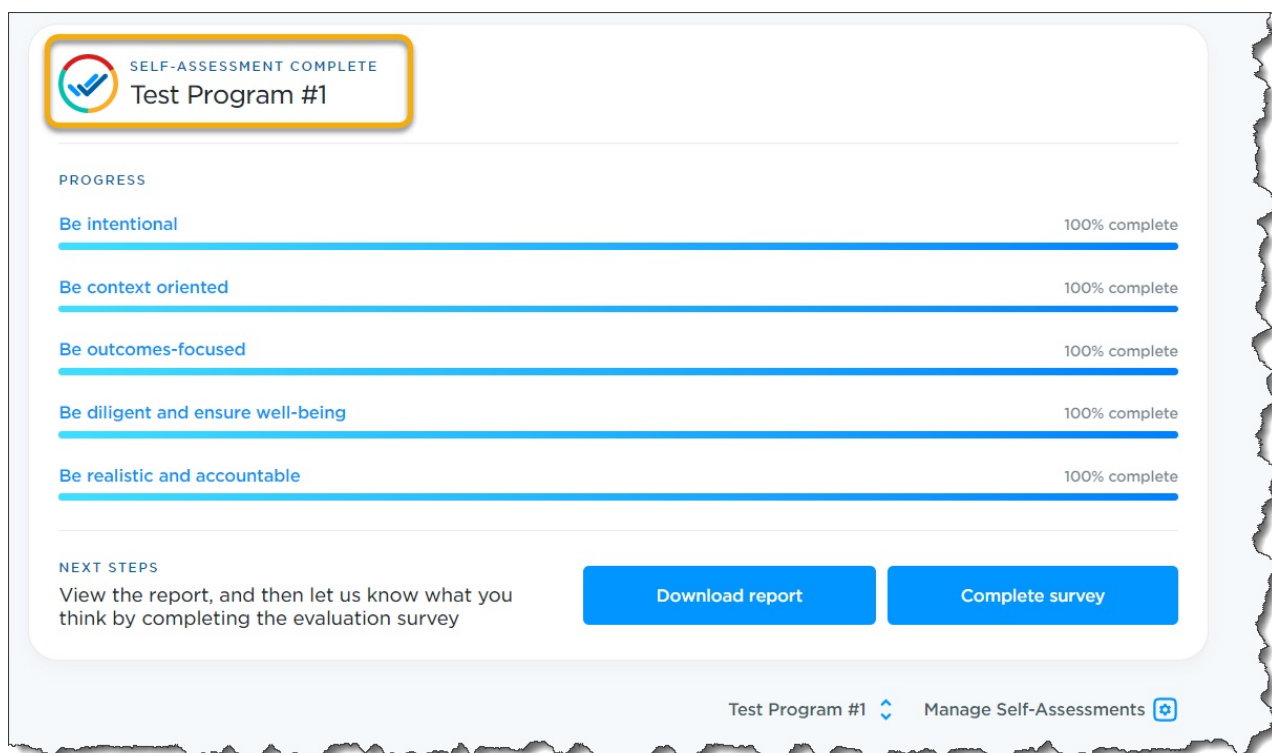
Assessment Completion

1.0 Once you have fully completed the assessment, that is, you have assessed your program against each principle, a completion confirmation appears on the page of the last completed principle.



1.1 The program is also marked as complete from the [Self-Assessment Overview Dashboard](#).

1.1.1 You will also noticed that the icon beside the program name is change from  to .



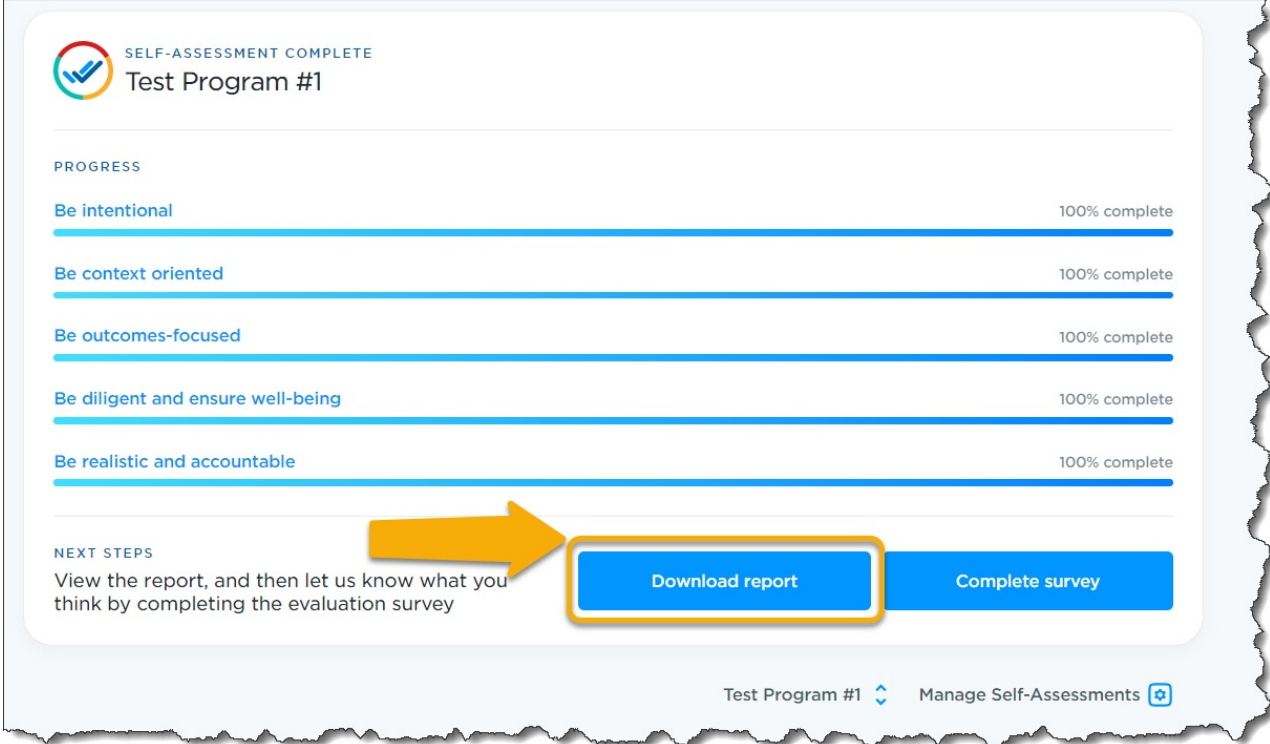
Note: Even though the program assessment is completed, you can return to any of the principle assessment to modify your answers.

Download the Program Assessment Report

2.0 After completing the full program assessment, you will have the opportunity to download a full report of your program assessment in a PDF format. This option is offered from the [Self-Assessment Dashboard Overview](#) and at the bottom of the page when completing the last question of the last principle.

 **Note:** Please give the system a couple of minutes to generate your report.

[Assessment Dashboard Overview](#)





SELF-ASSESSMENT COMPLETE
Test Program #1

PROGRESS

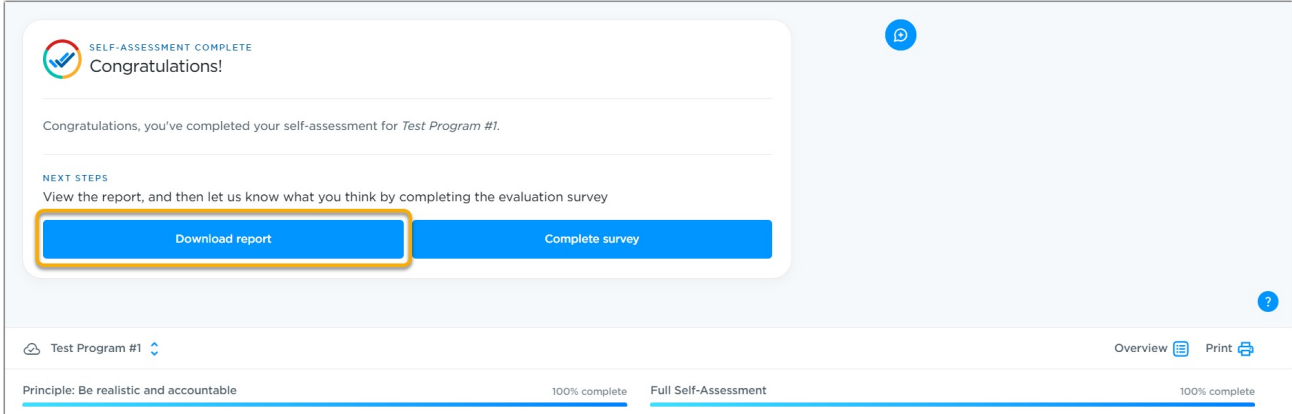
- Be intentional 100% complete
- Be context oriented 100% complete
- Be outcomes-focused 100% complete
- Be diligent and ensure well-being 100% complete
- Be realistic and accountable 100% complete

NEXT STEPS
View the report, and then let us know what you think by completing the evaluation survey

[Download report](#) [Complete survey](#)

Test Program #1  [Manage Self-Assessments](#) 

[Last Principle Page](#)







SELF-ASSESSMENT COMPLETE
Congratulations!

Congratulations, you've completed your self-assessment for *Test Program #1*.

NEXT STEPS
View the report, and then let us know what you think by completing the evaluation survey

[Download report](#) [Complete survey](#)

 Test Program #1  [Overview](#)  [Print](#) 

Principle: Be realistic and accountable 100% complete Full Self-Assessment 100% complete

2.1 Click [Download report](#) to generate the report.

2.2 The report will appear at the bottom of the screen, **it may take a few minutes** while it is generating.

SELF-ASSESSMENT COMPLETE
Test Program #1

PROGRESS

- Be intentional 100% complete
- Be context oriented 100% complete
- Be outcomes-focused 100% complete
- Be diligent and ensure well-being 100% complete
- Be realistic and accountable 100% complete

NEXT STEPS
View the report, and then let us know what you think by completing the evaluation survey

[Download report](#) [Complete survey](#)

Test Program #1 [Manage Self-Assessments](#)

Quality-Mentoring...pdf

2.3 Click the report and it will open in a new tab.

Dashboard - Mentor Canada x Principles of Quality Mentoring x Quality-Mentoring-Assessment-Report (5).pdf +

File | C:/Users/MicheleMantero/Downloads/Quality-Mentoring-Assessment-Report%20(5).pdf

Quality-Mentoring-Assessment-Report (5).pdf 1 / 36 100%

Principles of Quality Mentoring
Self-Assessment Report

Test Program #1
Mary Smith
test1-mentor1@mentoringcanada.ca

January 17, 2023

MENTOR CANADA

Table of Contents

Principles of Quality Mentoring 4

Fundamentals of Quality Mentoring 5

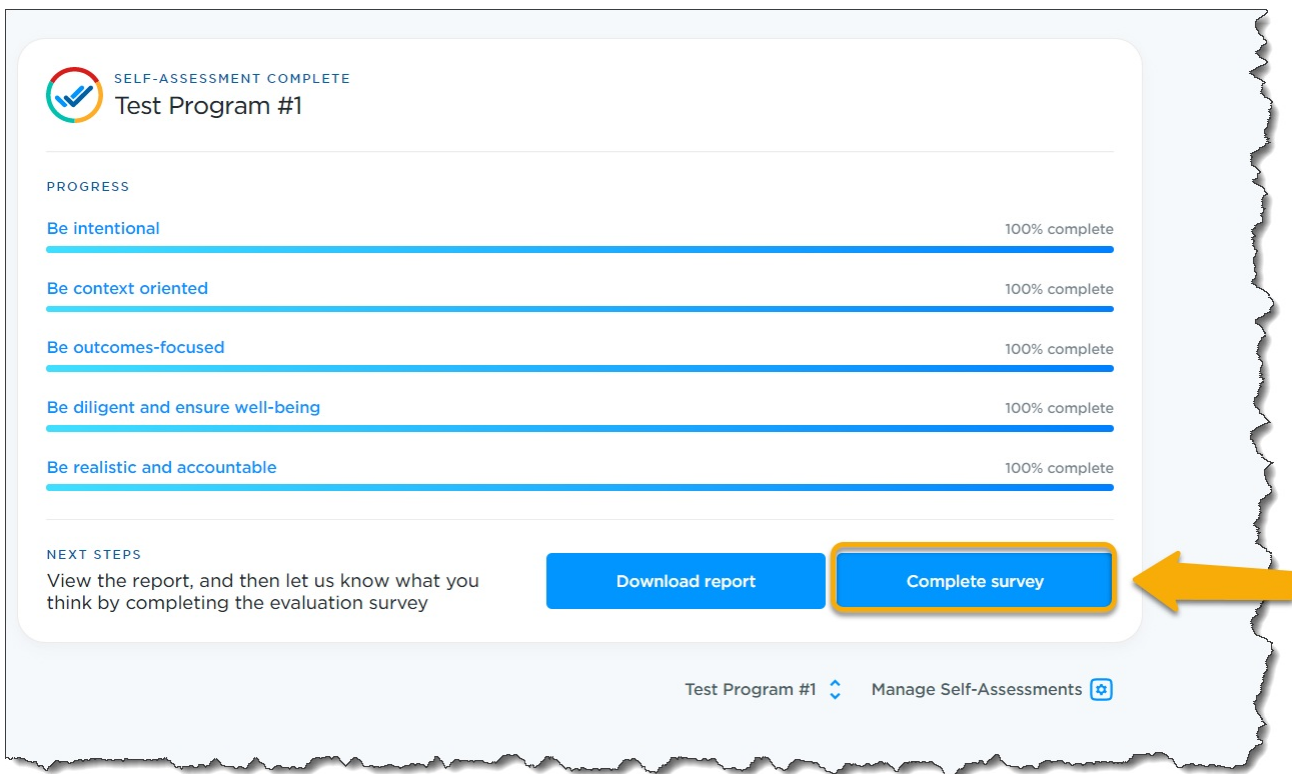
Complete a Survey



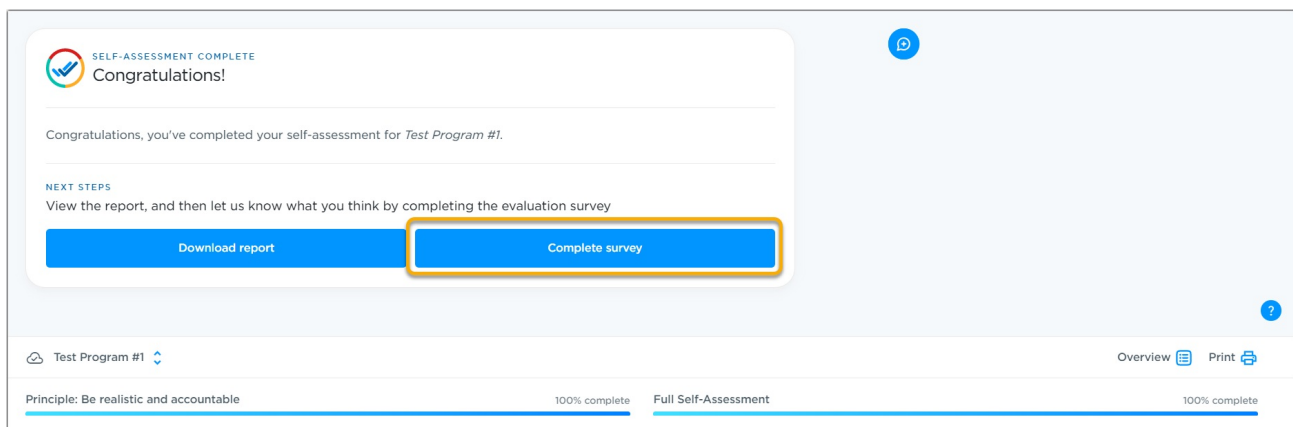
Mentor Canada is interested in your feedback to determine what new features to build as a priority for the principles self-assessment and to help refine the framework content and presentation based on its expected uses and impact. The survey is anonymous and should not take longer than 10 minutes.

3.0 At the end of the program assessment you will also be asked to participate in a survey. The survey is accessible from the [Self-Assessment Dashboard Overview](#) and at the bottom of the page when completing the last question of the last principle.

[Assessment Dashboard Overview](#)

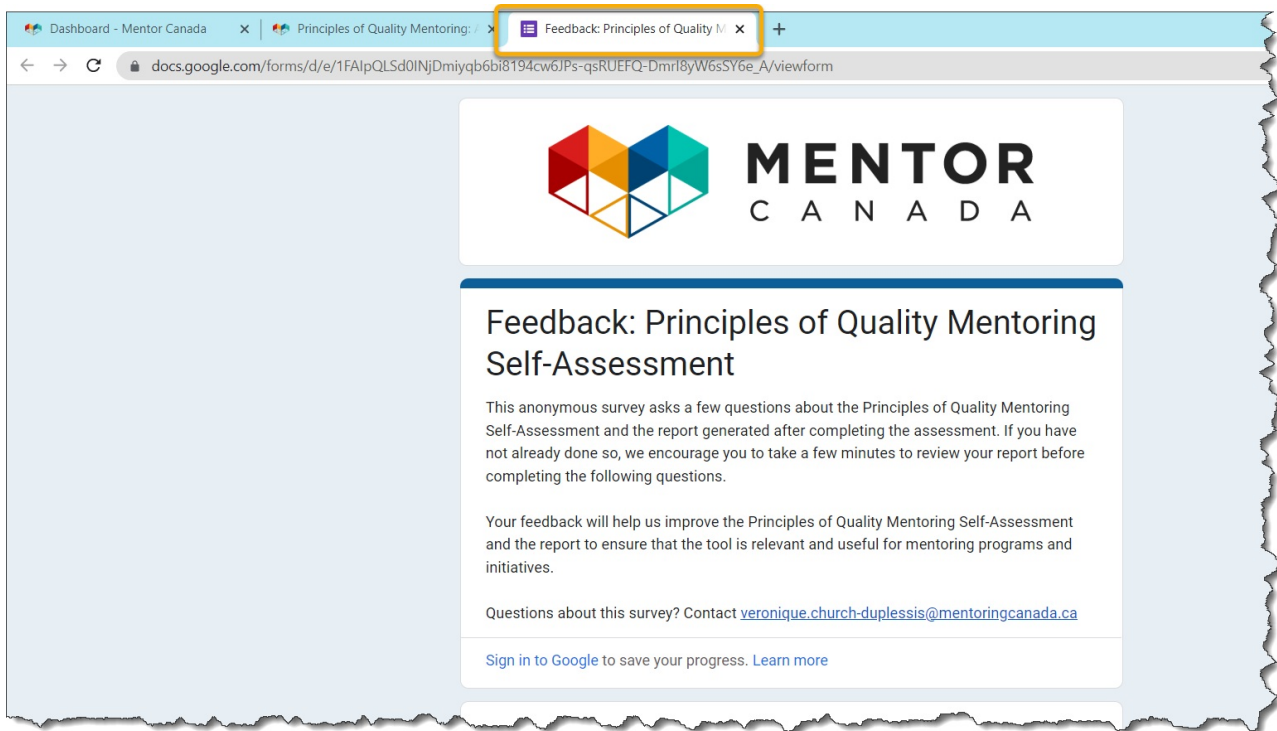


Last Principle Page



3.1 Click  to launch the survey.

3.2 The survey will open in a new browser tab and an introduction to the survey is presented.



3.3 Scroll down to view and get started with the survey questions.

A screenshot of the first two questions of the survey. Question 1 asks about new ideas for quality enhancement and innovation, with five radio button options ranging from "No new ideas" to "Too many new ideas". Question 2 asks about the ease of converting these ideas into action, with four radio button options ranging from "Very easily" to "With great difficulty".

1. The self-assessment gave me new ideas about areas for quality enhancement and innovation for my mentoring program or initiative.

☐ No new ideas

☐ A few new ideas

☐ Some new ideas

☐ A lot of new ideas

☐ Too many new ideas

2. I can convert these new ideas into action.

☐ Very easily

☐ Somewhat easily

☐ With some difficulty

☐ With great difficulty

3.4 Go through each question, and click  bottom of the page once you are done.

Optional: Interview

As part of the evaluation of the Quality Mentoring System, Mentor Canada and its evaluator (SRDC) will be conducting a limited number of interviews with programs who have completed the self-assessment. If you consent to be contacted to potentially be interviewed [click on this link to provide your contact information](#).

Note that your contact information will not be associated with your responses to this survey and you will have the opportunity to decline to participate should you no longer wish to be interviewed.

Submit [Clear form](#)

Never submit passwords through Google Forms.

This content is neither created nor endorsed by Google. [Report Abuse](#) - [Terms of Service](#) - [Privacy Policy](#)

Google Forms

NEXT

🔄Revision #21

★Created Thu, Dec 22, 2022 5:24 PM by Michèle Mantero

✎Updated Tue, Apr 25, 2023 8:20 PM by Michèle Mantero