

Get Started and Create an Account

- [Get Started and Create an Account](#)

Get Started and Create an Account

To get started with the *Quality Mentoring System*, you need to create an account with Mentor Canada. Creating an account with Mentor Canada will give you access to our various products and services.

1.0 Go to: qualitymentoring.ca

1.1 You will land on the main page of the Quality Mentoring System which provides an overview of the different tools.

Click [Sign in](#) located in the top right-hand corner of the page.




1.2 From the "Sign in" page, click "[Create an Account](#)"

A screenshot of the 'Sign in' page. At the top, it says 'Sign in'. Below that, it asks 'Need a Mentor Canada Account?' followed by a red-bordered button labeled 'Create an Account'. A large red arrow points to this button. Below the button is a horizontal rainbow-colored bar. Underneath the bar are two input fields: 'Email' and 'Password'. Below these fields is a blue 'Sign in' button. At the bottom, there is a link that says 'Forgot password?'.

1.3 You will be invited to complete your user account information.

1.3.1 Click [Create account](#) to complete your registration.

Create an Account



First name Last name

Email

Password Confirm Password


Preferred Language
☒ English
☐ Français

What country are you in?

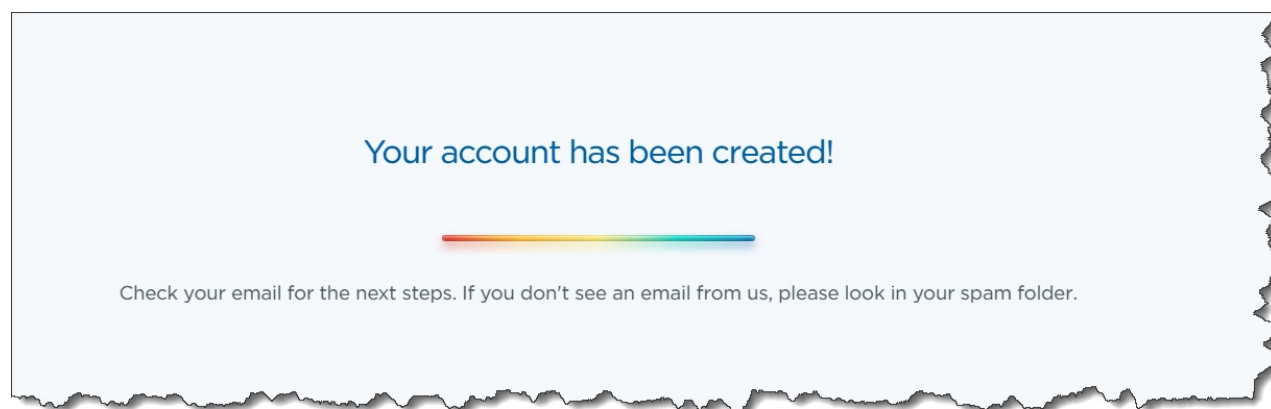
Province or Territory

[Create account](#)

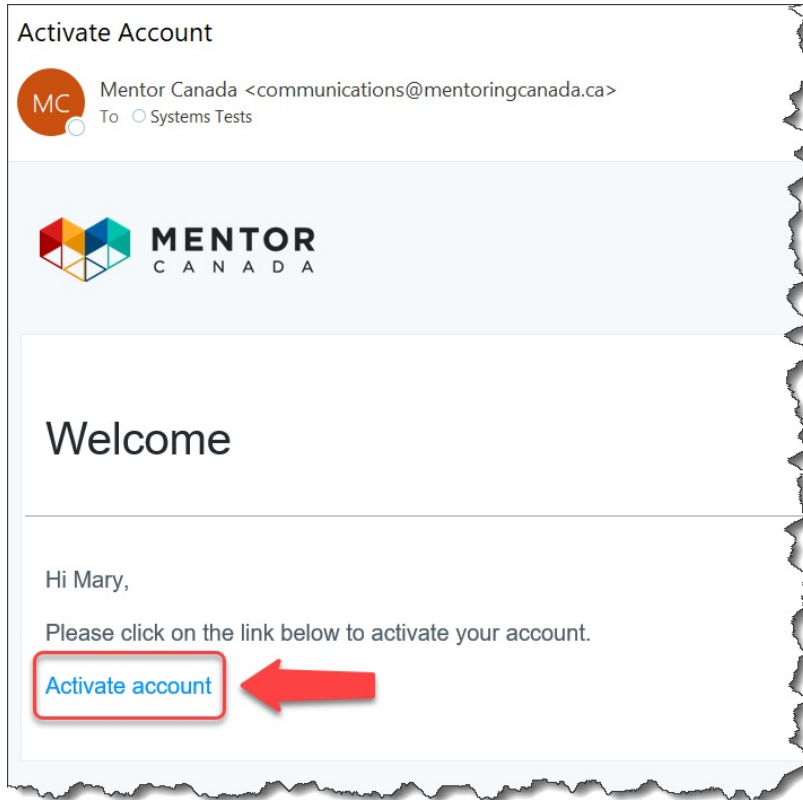
[Return to sign in](#)



1.4 A confirmation message appears on the page advising you to check your email for the next steps.



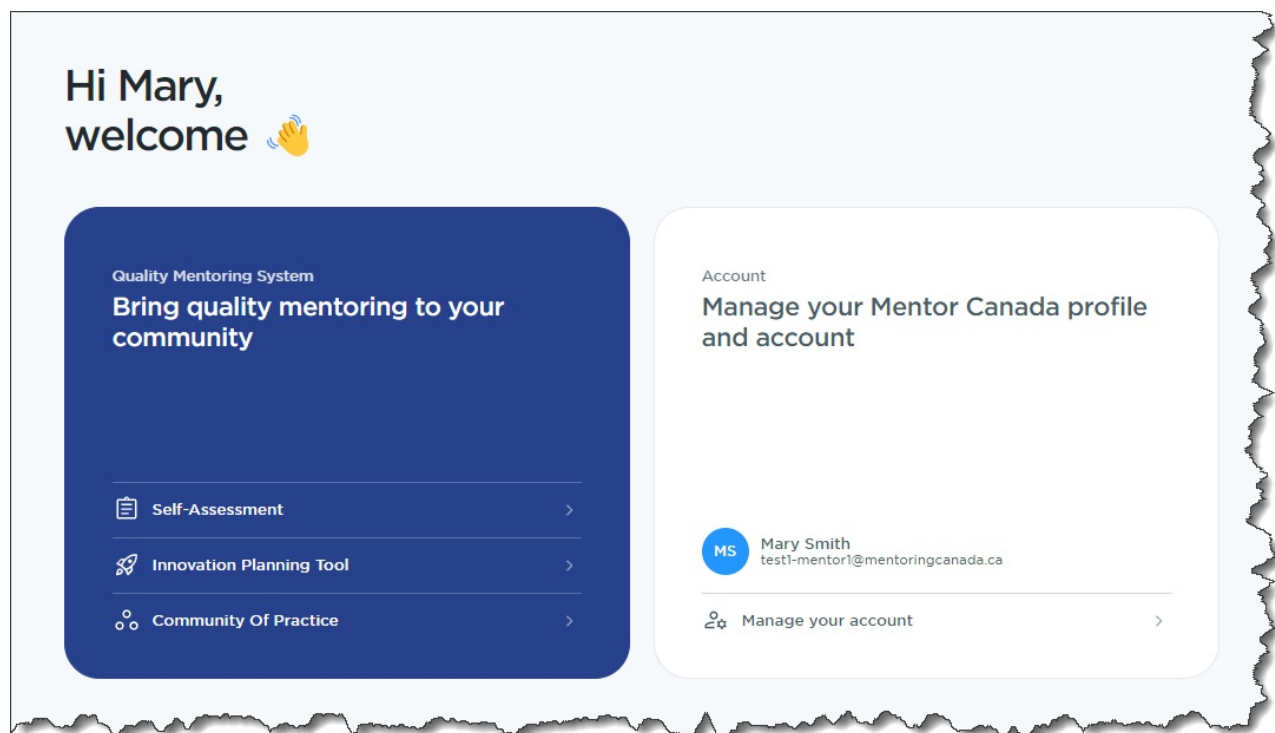
1.5 Look for the following email in your inbox. Click "**Activate account**" to finalize your account creation.



Note: If you are not receiving this email, please check your spam folder.

1.6 Once you clicked the activation link, a new browser tab will open and you will be taken to the Mentor Canada Dashboard which display all tools available through the Quality Mentoring System. Click the QMS tool of preference.

Note: There is no requirement for you to follow a specific sequence when using the QMS tools. However, it is recommended to start with the Principles Self-Assessment.



NEXT